




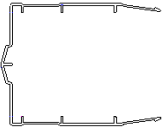

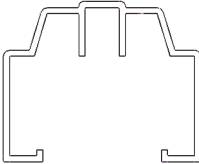


## Recouvrements de Meneau

Code du produit	Description	Longueur	Qte/bte ou sac	Dessin
RI-252	1 1/4" x 2 1/4"			
		84"	40	
RI-938	1 7/16" x 2 1/4"			
		79 1/2"	48	
		80"	48	
		81"	48	
		84"	48	
RI-251	1 7/16" x 2 1/4"			
		84"	26	
		168"	26	
RI-837	1 9/16" x 2 3/4"			
		78 1/2"	24	
		79 3/4"	24	
		80 1/16"	24	
		80 1/4"	24	
		82"	24	
		96"	24	
100"	24			
RI-168	1 5/8" x 2 7/16"			
		82"	48	
		100"	48	
RI-402	1 11/16" x 2"			
		84"	60	
		168"	60	
RI-013	1 11/16" x 2 5/16"			
		82"	48	
		84"	48	
		94"	48	
RI-831	1 7/8" x 2 1/4"			
		82"	30	
		168"	30	



## Recouvrements de Meneau

Code du produit	Description	Longueur	Qte/bte ou sac	Dessin
RI-153	1 7/8" x 3 1/2"			
		82"	30	
RI-404	1 7/8" x 5"			
		82"	20	
RI-777	2 3/8" x 2 1/4"			
		84"	32	
RI-970	2 1/2" x 3"			
		82"	24	
RI-264	3" x 2 1/4"			
		81"	26	
RI-104	Astragale 1 3/4"			
		84"	50	
		96"	50	